


Fort Bend Independent School District 2025-26 Required Back to School Forms

Begin by clicking Skyward - Family Access, located at the bottom of your screen.

Then click on Login to Family Access



When the login screen opens, choose **Family Access**, type in your Family Access login and password, and click on the **Sign In** button.

If you don't remember your password, click "**Forgot your Username or Password?**"

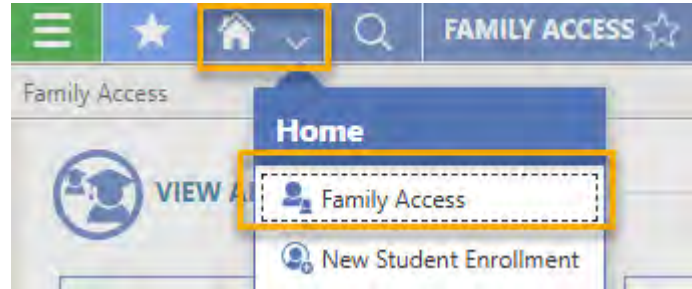
A screenshot of the Fort Bend ISD Family Access login screen. At the top is the FBISD logo with the tagline 'INSPIRE • EQUIP • IMAGINE' and 'FORT BEND ISD'. Below this is a 'Family Access' header with a user icon and three dots. There are input fields for 'Username' and 'Password'. The password field has a 'Show' link. A green 'Sign In >' button is prominent. Below the button is a link for 'Forgot your Username or Password?'. At the bottom, there is a link for 'All Sign In Areas'.

Fort Bend Independent School District 2025-26 Required Back to School Forms

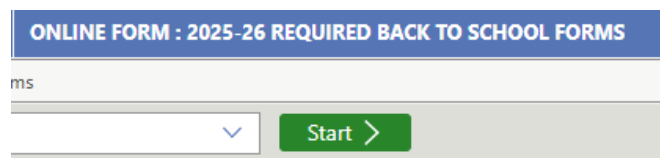
To begin the 2025-26 Required Back to School Forms, make sure you are in Family Access Portal.

Click on "2025-26 Required Back to School Forms" tile for your student(s).

Process needs to be completed for each child.

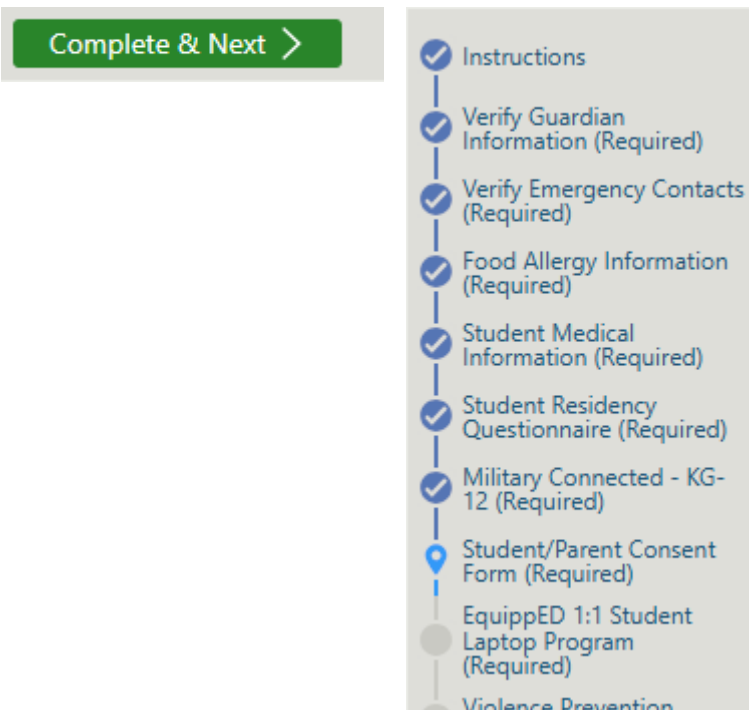


Click "Start" to begin the process.


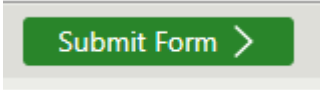



Once you have reviewed and completed the step for your child's information, click "Complete and Next".


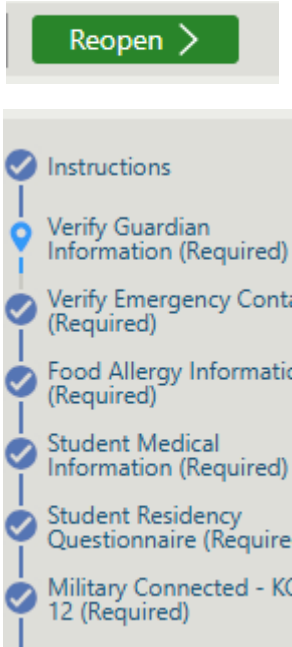
A check will appear to confirm completion of each step.



Fort Bend Independent School District 2025-26 Required Back to School Forms

<p>At the top of each page, Print Step option is available for your records.</p>	 A grey rectangular button with a blue printer icon and the text "Print Step" in blue.
<p>Final Step: Verify that each step has been completed, then click "Submit Form."</p> <p>Once completed, it will show "Pending Approval" and have Submitted Date.</p>	 A green rectangular button with the text "Submit Form" in white and a white right-pointing chevron.  A blue-bordered box with a blue header "Pending Approval". Inside, the text "2025-26 REQUIRED BACK TO SCHOOL FORMS" is in blue, followed by a horizontal line, then "Submitted" and "7/31/2025" in black.

Fort Bend Independent School District 2025-26 Required Back to School Forms

<p>To make changes once submitted, click on "2025-26 Required Back to School Forms" tile.</p>	
<p>Click "Reopen" button.</p> <p>After completing the change(s), click "Complete & Next."</p> <p>Once you have completed all changes, and all steps have check mark, from the final step, click on "Submit Form" to submit the updates.</p>	
<p>If you are not able to complete all steps, there is an option to "Save & Exit."</p> <p>Click on In Progress "2025-26 Required Back to School Forms" tile to complete the process.</p>	